



Crises Management


Cheat Sheet

CustomGuide

[CLICK HERE to Add Your Logo](#)

Introduction to Crisis Management

Crisis refer to a sudden and unexpected event that can cause significant harm to an organization, such operational problems, or damage to reputation. Understanding crisis means knowing their effects and preparing to address them.



Over five years, **69% of business leaders** faced an average of three crises.



Only **35% of organizations** have a crisis response plan.

Crisis can fall into several broad categories:



Natural: Caused by disasters like earthquakes.



Reputational: Involves harm to the organization's image.



Technological: Includes data breaches and cyber-



Financial: Related to severe money problems.



Personnel: Due to internal issues like misconduct.

Role of a Crisis Manager

A **Crisis Manager** leads an organization through difficult times, and anticipating issues, with responsibilities that extend across various crisis phases including:

Crisis Preparation: Identify potential crises and create backup plans.

Crisis Detection: Monitor for and spot early signs of crises.

Crisis Response: Implement response plans and manage the crisis.

Post-Crisis Recovery: Analyze failures, learn, and improve to prevent future crises.



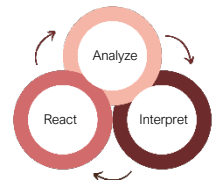
Build a Crisis Prediction Toolkit

Creating a crisis prediction toolkit is crucial for effective crisis management, acting as an early warning radar for potential issues.

Analyze: Identify and assess threats with your team and tools.

Interpret: Determine how data impacts your business and spot potential crises.

React: Swift and appropriate actions can mitigate the impact of a potential crisis or even prevent it.



Develop a Crisis Response Plan

Navigating a crisis without a plan is risky. Let's develop a comprehensive crisis management strategy.

Form Your Crisis Team: Choose diverse, skilled members to respond in emergencies; they need clear roles.

Clear Communication: Determine who needs updates and how to quickly inform them during incidents.

Create a Plan: Identify potential emergencies and outline specific response steps for each.



Test Your Plan: Regularly practice and update the plan to ensure effectiveness.

Risk Assessment

Let's look at the main steps of the risk assessment process:

- ✓ Identify risks like natural disasters, tech failures, or high staff turnover.
- ✓ Assess the likelihood and impact of these issues.
- ✓ Prioritize problems based on risk and impact.
- ✓ Take preventive steps like enhancing security or planning contingencies.

Steps to Take in a Crisis

Here's a step-by-step approach that helps you take control of a crisis and navigate through it effectively.

- 01 Identify the issue to understand and address it efficiently.
- 02 Assess the scope and impact of the crisis to determine severity.
- 03 Assemble a crisis management team by gathering essential personnel.
- 04 Create a tailored strategy to address the specific situation.
- 05 Communicate effectively and promptly with all relevant stakeholders.
- 06 Execute the plan and post-crisis, evaluate, and learn from the handling.

Remember, managing a crisis effectively involves preparation, clear communication, and learning from the experience to improve future responses.

Rapid Decision-Making

Rapid decision-making means quickly understanding a situation, using your gut feeling, and making fast decisions even when you don't have all the details



Practicing regularly, especially with crisis drills, helps you get better at making quick and smart decisions when real emergencies happen.

Post-Crisis Evaluation

After a crisis, it's vital to not just move on but to assess what happened. This post-crisis review is key for improving future responses.

Evaluation Areas

Evaluate your response speed, assess the success of your crisis plan, and review your crisis management team's efficiency.

Evaluation Methods

Conduct debriefing meetings, send out feedback surveys, and measure performance.

Learning from the Crisis

Update your crisis management plan based on the insights gained to enhance future responses.

Communication in Crisis

When communicating during a crisis, it's essential to follow these steps to ensure effective communication:




- Maintain trust with honest and ongoing communication.
- Customize messages for key groups.
- Use simple language and be clear in your messaging.
- Equip and regularly train your communication team to handle crises.

Revive Your Business

Revisit and update your business plan to align with the post-crisis environment and assess your financial health to identify necessary changes.


Embrace Change

Be open to pivoting your business model, exploring new markets, or adapting products and services to meet new demands.



Stay Positive and Engaged

Maintain a positive outlook, celebrate progress, and communicate transparently with stakeholders about recovery and changes.



Manage Crisis in a Virtual World

Navigating crises in virtual teams involves overcoming unique challenges such as geographical spread and technology dependence.

- ✓ Utilize tools like Slack for effective virtual communication.
- ✓ Supply essential tools and enforce cybersecurity practices.
- ✓ Promote transparency and teamwork online.
- ✓ Adapt crisis strategies for virtual settings and threats.



Add Your Logo For FREE

Make this cheat sheet yours with a [free account](#).

[Add Your Logo](#)



300+ Customizable Courses & Cheat Sheets

Why write your own training, when we've done it for you?

Business Skills

- Accounting
- Communication
- Customer Service
- HR
- Marketing
- Professional Development
- Sales
- Training & Education

Google

- Calendar
- Chrome
- Classroom
- Docs
- Drive
- Gmail
- Sheets
- Slides

Leadership

- Leadership
- Management
- Project Management

Technology

- A.I.
- Digital Literacy
- Software Applications

Career Development

- Career
- Higher Education
- Job Hunting

Microsoft

- Access
- Copilot
- Excel
- OneDrive
- Outlook
- PowerPoint
- Teams
- Windows
- Word

Wellness

- Mental Health
- Personal Growth
- Well-Being
- Work/Life Balance

Compliance & Safety

- Active Shooter
- Discrimination
- Harassment
- Safety
- Security

Diversity & Citizenship

- Bias
- Diversity
- U.S. Citizenship

Fewer Tools. Lower Costs. Smarter Training.


Includes	Paid Plans			
	Free	Starter	Custom Plans	
Num Active Users	1	5	10+	Compare To
Branded Cheat Sheets	Your Logo	Your Logo	Your Logo	None
Customizable Courses		300+	300+	LinkedIn Learning
Course Builder with AI				Articulate Rise
Skill Assessments				Northstar
LMS				Teachable
Annual Cost	Free Sign Up	\$495 Buy Now	Contact Us	



"Customizing the courses saved hours of work."



"So impressed with your features and ease of use!"



★★★★★
4.9 rating on